



06.01.2014

Department of Corporate Services  
The Bombay Stock Exchange Limited  
Phiroze Jeejeebhoy Towers  
Dalal Street  
Mumbai - 400 001

Kind Attn: Mr. Jeevan Norohna, Dy. Manager  
" A.Y. Robert, Dy. Manager

Dear Sir,

Sub:- Submission of reports for the quarter ended 31st Dec 2013.


With reference to the above, please find enclosed the following:

1. Corporate Governance Report for the quarter ended 31st Dec 2013
2. Shareholding Pattern for the quarter ended 31st Dec 2013
3. Investor Grievance Report for the quarter ended 31st Dec 2013

Kindly take the same on record and acknowledge.

Thanking you,

Yours faithfully,  
For Bambino Agro Industries Limited

  
Vice President (Legal) & Company Secretary

Encl: as above



**WE BRING HEALTH TASTE AND CONVENIENCE TO LIFE**


4E, Surya Towers, Sardar Patel Road, Secunderabad - 500 003. Phone : 4436 3322 & 2781 6611  
Fax : +91-40-2781 6615, E-mail : ho.hr@bambinoagro.com

**BAMBINO AGRO INDUSTRIES LIMITED**

**INVESTOR GRIEVANCE REPORT FOR THE PERIOD 01.10.2013 TO 31.12.2013**

SNO.	Particulars	Opening	Receipt	Resolved	Pending
1	Complaints from SEBI	0	0	0	0
2	Complaints from Stock Exchanges	0	0	0	0
3	Non receipt of dividend warrants	0	1	1	0
4	Non receipt of Annual Reports	0	0	0	0
5	Non receipt of dup/transmission/deletion of share certificates	0	0	0	0
6	Non receipt of securities	0	1	1	0
7	Non receipt of securities after transfer	0	0	0	0
	<b>TOTAL</b>	<b>0</b>	<b>2</b>	<b>2</b>	<b>0</b>

For BAMBINO AGRO INDUSTRIES LIMITED

  
C. DURGA PRASAD  
Vice President (LEGAL) & Company Secretary



**(1)(a) STATEMENT SHOWING SHAREHOLDING PATTERN IN CLAUSE-35****NAME OF THE COMPANY: BAMBINO AGRO INDUSTRIES LIMITED****SCRIP CODE: 519295****Name of the Scrip: BAMBINO****Class of Security: EQUITY****QUARTER ENDED: 31.12.2013**

Partly paid-up shares	No. of partly paid-up shares	As a % of total no. of partly paid-up shares	As a % of total no. of shares of the Company.
Held by promoter/promoter group	0	0	0
Held by Public	0	0	0
<b>Total:</b>	<b>0</b>	<b>0</b>	<b>0</b>
Outstanding convertible securities:	No. of outstanding securities	As a % of total no. of outstanding convertible securities.	As a % of total no. of shares of the Company assuming full conversion of the convertible securities
Held by promoter/promoter group	0	0	0
Held by Public	0	0	0
<b>Total:</b>	<b>0</b>	<b>0</b>	<b>0</b>
Warrants:	No. of warrants	As a % of total no. of warrants	As a % of total no. of shares of the Company, assuming full conversion of warrants
Held by promoter/promoter group	0	0	0
Held by Public	0	0	0
<b>Total:</b>	<b>0</b>	<b>0</b>	<b>0</b>
<b>Total paid-up capital of the Company, assuming full conversion of warrants and convertible securities</b>	<b>8008846</b>	<b>0</b>	<b>100.00</b>

For BAMBINO AGRO INDUSTRIES LIMITED

C. DURGA PRASAD

Vice President (LEGAL) &amp; Company Secretary



NAME OF THE COMPANY : BAMBINO AGRO INDUSTRIES LTD

SCRIP CODE : 519295

QUARTER ENDED : 31.12.2013

Category Code	Category of shareholder	Number of shareholders	Total number of shares	Number of shares held in dematerialised form	Total shareholding as a percentage of total number of shares		Shares pledged or otherwise encumbered	
					As a percentage of (A+B)	As a percentage of (A+B+C)	No of shares	As a percentage
(I)	(II)	(III)	(IV)	(V)	(VI)	(VII)	(VIII)	(IX) = (VIII)/(IV)*100
<b>A</b>	<b>Promoter and promoter group</b>							
1	Indian							
(a)	Individual-Hindu Undivided family	14	5835978	5620702	72.90	72.90	330000	5.65
(b)	Central Government/state government(s)	0	0	0	0.00	0.00	0	0.00
(c)	Bodies corporate	1	118844	118844	1.48	1.48	0	0.00
(d)	Financial Institutions/Banks	0	0	0	0.00	0.00	0	0.00
(e)	Any other (specify)	0	0	0	0.00	0.00	0	0.00
	<b>Sub Total (A) (1)</b>	<b>15</b>	<b>5956922</b>	<b>5739546</b>	<b>74.38</b>	<b>74.38</b>	<b>330000</b>	<b>5.54</b>
2	Foreign							
(a)	Individuals (Non resident individuals / Foreign individuals)	0	0	0	0.00	0.00	0	0.00
(b)	Bodies corporate	0	0	0	0.00	0.00	0	0.00
(c)	Institutions	0	0	0	0.00	0.00	0	0.00
(d)	Qualified Foreign Investor	0	0	0	0.00	0.00	0	0.00
(e)	Any other (specify)	0	0	0	0.00	0.00	0	0.00
	<b>Sub Total (A) (2)</b>	<b>0</b>	<b>0</b>	<b>0</b>	<b>0.00</b>	<b>0.00</b>	<b>0</b>	<b>0.00</b>
	<b>Total Shareholding of Promoter and Promoter Group A=(A1)+A(2)</b>	<b>15</b>	<b>5956922</b>	<b>5739546</b>	<b>74.38</b>	<b>74.38</b>	<b>330000</b>	<b>5.54</b>
<b>(B)</b>	<b>Public shareholding</b>							
1	Institutions							
(a)	Mutual Funds / UTI	2	5204	0	0.06	0.06	0	0.00
(b)	Financial Institutions / Banks	1	100	100	0.00	0.00	0	0.00
(c)	Central Government / State Government(s)	0	0	0	0.00	0.00	0	0.00
(d)	Venture Capital Funds	0	0	0	0.00	0.00	0	0.00
(e)	Insurance Companies	0	0	0	0.00	0.00	0	0.00
(f)	Foreign Institutional Investors	0	0	0	0.00	0.00	0	0.00
(g)	Foreign Venture Capital Investors	0	0	0	0.00	0.00	0	0.00
(h)	Qualified Foreign Investor	0	0	0	0.00	0.00	0	0.00
(i)	Any other (specify)	0	0	0	0.00	0.00	0	0.00
	<b>Sub Total (B) (1)</b>	<b>3</b>	<b>5304</b>	<b>100</b>	<b>0.07</b>	<b>0.07</b>	<b>0</b>	<b>0.00</b>
2	Non Institutions							
(a)	Bodies Corporate	86	192942	169241	2.41	2.41	0	0.00
(b)(i)	Individual shareholders holding nominal share capital up to Rs. 1 lakh	11705	1520252	574229	18.98	18.98	0	0.00
(b)(ii)	Individual shareholders holding nominal share capital in excess of Rs. 1 lakh	11	234704	220171	2.93	2.93	0	0.00
(c)	Qualified Foreign Investor	0	0	0	0.00	0.00	0	0.00
(d)	Any other (specify)	0	0	0	0.00	0.00	0	0.00
	<b>Sub Total (B) (2)</b>	<b>11865</b>	<b>2046620</b>	<b>969930</b>	<b>25.55</b>	<b>25.55</b>	<b>0</b>	<b>0.00</b>
	<b>Total Public shareholding (B)=(B1)+(B2)</b>	<b>11868</b>	<b>2051924</b>	<b>970030</b>	<b>25.62</b>	<b>25.62</b>	<b>0</b>	<b>0.00</b>
	<b>Total (A)+(B)</b>	<b>11883</b>	<b>8008846</b>	<b>6709576</b>	<b>100.00</b>	<b>100.00</b>	<b>330000</b>	<b>4.12</b>
<b>(C)</b>	<b>Shares held by custodians and against which Depository Receipts have been issued</b>							
1	Promoter and promoter group	0	0	0	0.00	0.00	0	0.00
2	Public	0	0	0	0.00	0.00	0	0.00
	<b>Grand Total (A) + (B) + (C)</b>	<b>11883</b>	<b>8008846</b>	<b>6709576</b>	<b>100.00</b>	<b>100.00</b>	<b>330000</b>	<b>4.12</b>

For BAMBINO AGRO INDUSTRIES LIMITED

C. DURGA PRASAD

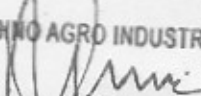
Vice President (LEGAL) &amp; Company Secretary





NAME OF THE COMPANY : BAMBINO AGRO INDUSTRIES LTD  
 SCIP CODE : 519295  
 QUARTER ENDED : 31.12.2013

Category Code	Category of shareholder	Number of shareholders	Total number of shares	Number of shares held in dematerialised form	Total shareholding as a percentage of total number of shares		Shares pledged or otherwise encumbered	
					As a percentage of (A+B)	As a percentage of (A+B+C)	No of shares	As a percentage (IX) = (VIII)/(IV)*100
(I)	(II)	(III)	(IV)	(V)	(VI)	(VII)	(VIII)	(IX)
<b>A</b>	<b>Promoter and promoter group</b>							
<b>1</b>	<b>Indian</b>							
(a)	Individual/Hindu Undivided family	14	5838078	5620702	72.90	72.90	330000	5.65
(b)	Central Government/State government(s)	0	0	0	0.00	0.00	0	0.00
(c)	Bodies corporate	1	118844	118844	1.48	1.48	0	0.00
(d)	Financial Institutions/Banks	0	0	0	0.00	0.00	0	0.00
(e)	Any other (specify)	0	0	0	0.00	0.00	0	0.00
	<b>Sub Total (A) (1)</b>	<b>15</b>	<b>5955922</b>	<b>5739546</b>	<b>74.38</b>	<b>74.38</b>	<b>330000</b>	<b>5.54</b>
<b>2</b>	<b>Foreign</b>							
(a)	Individuals (Non resident individuals / Foreign individuals)	0	0	0	0.00	0.00	0	0.00
(b)	Bodies corporate	0	0	0	0.00	0.00	0	0.00
(c)	Institutions	0	0	0	0.00	0.00	0	0.00
(d)	Qualified Foreign Investor	0	0	0	0.00	0.00	0	0.00
(e)	Any other (specify)	0	0	0	0.00	0.00	0	0.00
	<b>Sub Total (A) (2)</b>	<b>0</b>	<b>0</b>	<b>0</b>	<b>0.00</b>	<b>0.00</b>	<b>0</b>	<b>0.00</b>
	<b>Total Shareholding of Promoter and Promoter Group A=A(1)+A(2)</b>	<b>15</b>	<b>5955922</b>	<b>5739546</b>	<b>74.38</b>	<b>74.38</b>	<b>330000</b>	<b>5.54</b>
<b>(B)</b>	<b>Public shareholding</b>							
<b>1</b>	<b>Institutions</b>							
(a)	Mutual Funds / UTI	2	5204	0	0.06	0.06	0	0.00
(b)	Financial Institutions / Banks	1	100	100	0.00	0.00	0	0.00
(c)	Central Government / State Government(s)	0	0	0	0.00	0.00	0	0.00
(d)	Venture Capital Funds	0	0	0	0.00	0.00	0	0.00
(e)	Insurance Companies	0	0	0	0.00	0.00	0	0.00
(f)	Foreign institutional investors	0	0	0	0.00	0.00	0	0.00
(g)	Foreign Venture Capital Investors	0	0	0	0.00	0.00	0	0.00
(h)	Qualified Foreign Investor	0	0	0	0.00	0.00	0	0.00
(i)	Any other (specify)	0	0	0	0.00	0.00	0	0.00
	<b>Sub Total (B) (1)</b>	<b>3</b>	<b>5304</b>	<b>100</b>	<b>0.07</b>	<b>0.07</b>	<b>0</b>	<b>0.00</b>
<b>2</b>	<b>Non Institutions</b>							
(a)	Bodies Corporate	86	192942	169241	2.41	2.41	0	0.00
(b)(i)	Individual shareholders holding nominal share capital up to Rs. 1 lakh	11705	1520252	574229	18.98	18.98	0	0.00
(b)(ii)	Individual shareholders holding nominal share capital in excess of Rs. 1 lakh	11	234704	220171	2.93	2.93	0	0.00
(c)	Qualified Foreign Investor	0	0	0	0.00	0.00	0	0.00
(d)	Any other (specify)	0	0	0	0.00	0.00	0	0.00
	<b>Non-Resident Indians</b>	<b>51</b>	<b>96283</b>	<b>3850</b>	<b>1.20</b>	<b>1.20</b>	<b>0</b>	<b>0.00</b>
	<b>Clearing Members</b>	<b>9</b>	<b>2439</b>	<b>2439</b>	<b>0.03</b>	<b>0.03</b>	<b>0</b>	<b>0.00</b>
	<b>Sub Total (B) (2)</b>	<b>11865</b>	<b>2046520</b>	<b>969930</b>	<b>25.55</b>	<b>25.55</b>	<b>0</b>	<b>0.00</b>
	<b>Total Public shareholding (B) = (B1) + (B2)</b>	<b>11865</b>	<b>2051924</b>	<b>970030</b>	<b>25.62</b>	<b>25.62</b>	<b>0</b>	<b>0.00</b>
	<b>Total (A)+(B)</b>	<b>11880</b>	<b>8008846</b>	<b>6709576</b>	<b>100.00</b>	<b>100.00</b>	<b>330000</b>	<b>4.12</b>
<b>(C)</b>	<b>Shares held by custodians and against which Depository Receipts have been issued</b>	<b>0</b>	<b>0</b>	<b>0</b>	<b>0.00</b>	<b>0.00</b>	<b>0</b>	<b>0.00</b>
<b>1</b>	<b>Promoter and promoter group</b>	<b>0</b>	<b>0</b>	<b>0</b>	<b>0.00</b>	<b>0.00</b>	<b>0</b>	<b>0.00</b>
<b>2</b>	<b>Public</b>	<b>0</b>	<b>0</b>	<b>0</b>	<b>0.00</b>	<b>0.00</b>	<b>0</b>	<b>0.00</b>
	<b>Grand Total (A) + (B) + (C)</b>	<b>11880</b>	<b>8008846</b>	<b>6709576</b>	<b>100.00</b>	<b>100.00</b>	<b>330000</b>	<b>4.12</b>

For BAMBINO AGRO INDUSTRIES LIMITED  
  
 C. BARGA PRASAD  
 Vice President (LEGAL) & Company Secretary



Sr. No.	Name of the shareholder	Details of shares held		No	Details of warrants		Details of convertible securities		Total shares (including underlying shares assuming conversion of warrants and convertible securities) as a % of diluted share capital
		No of shares held	As a % of owned Total (A)+(B)+(C)	As a percentage of total (A)+(B)+(C)	As a % of grand total (A)+(B)+(C) of sub-class (I)(a)	Number of warrants held	As a % total number of warrants of the same class	Number of convertible securities held	As a % total number of convertible securities of the same class
(I)	(II)	(III)	(IV)	(V)	(VI)	(VII)	(VIII)	(IX)	(X)
1	MYRAGAM KIRISHAN RAMO	18805.22	21.45	0	0.02	0	0.02	0	0.00
2	MYRAGAM SUBRAMANYAM	11090.34	12.64	12.87	4.12	0	0.00	0	0.00
3	MYRAGAM KODICUTHER	1400.47	16.36	0.00	0.03	0	0.00	0	0.00
4	MYRAGAM KIRISHAN RAMO	4190.76	4.68	0.00	0.00	0	0.00	0	0.00
5	SUDAKRISHNA RAO MYRAGAM	2222.22	2.52	0.00	0.00	0	0.00	0	0.00
6	RAM ARATHA	1487.58	1.67	0.00	0.00	0	0.00	0	0.00
7	WEEK FINANCIAL PRIVATE LIMITED	1182.44	1.33	0.00	0.00	0	0.00	0	0.00
8	MYRAGAM SATHYA RAMI	135.35	0.15	0.00	0.00	0	0.00	0	0.00
9	SV ANANDASOBA	112.25	0.13	0.00	0.00	0	0.00	0	0.00
10	V KAS VINODH	99.4	0.11	0.00	0.00	0	0.00	0	0.00
11	MA TULSA BHAGAVAN	87.76	0.10	0.00	0.00	0	0.00	0	0.00
12	K V SUBRAMANYAM	72.80	0.08	0.00	0.00	0	0.00	0	0.00
13	MA KANTHIVAN	70.18	0.08	0.00	0.00	0	0.00	0	0.00
14	R PRUDHVI	62.10	0.07	0.00	0.00	0	0.00	0	0.00
15	ANANDHIA DEVI	35.60	0.04	0.00	0.00	0	0.00	0	0.00
16	1000	5956922	74.18	320000	4.12	0	0.00	0	0.00

(X) Statement showing holding of securities (including shares, warrants, convertible securities) of persons belonging to the category "Public" and holding more than 1% of the total number of shares

(b) Statement showing holding of securities (including shares, warrants, convertible securities) of persons belonging to the category "Public" and holding more than 1% of the total number of share

Sr. No.	Status of the shareholder	Number of shares held	Shares as a percentage of total number of shares (La, Grand Total (A)+(B)+(C) indicating in statement of paid up(A) above	Details of Warrants		Details of convertible securities		Total shares including underlying securities assuming full conversion of warrants and convertible securities) as a % of diluted share capital
				Number of warrants held	As a % total number of number of warrants of the same class	Number of convertible securities held	As a % total number of convertible securities of the same class	
1) Ind.		5	5.00	0	0.00	0	0.00	0.00
Total		5	5.00	0	0.00	0	0.00	0.00

For BAMBING AGRICULTURAL INDUSTRIES LIMITED  
C. DURG PRASAD  
Vice President (LEGAL) & Company Secretary



(1)(c) Statement showing holding of securities (including shares, warrants, convertible securities) of persons (together with PAC) belonging to the category "Public" and holding more than 0% of the total number of shares of the company

(1)(c) Statement showing holding of securities (including shares, warrants, convertible securities) of persons (together with PAC) belonging to the category "Public" and holding more than 0% of the total number of shares of the company

Sr. No.	Name(s) of the shareholder (PAC) with them	Number of shares held	Share(s) as a percentage of total number of shares (i.e. Grand Total (A)+(B)+(C) indicated in statement at para (iv) above	Details of warrants		Details of convertible securities		Total shares (including underlying shares assuming full conversion of warrants and convertible securities) as a % of diluted share capital
				Number of warrants held	As a % total number of warrants of the same class	Number of convertible securities held	As a % total number of convertible securities of the same class	
1	RAI	6	0.00	6	0.00	0	0.00	0.00
	GRAND (A+B)	6	0.00	6	0.00	0	0.00	0.00

112)	Statement showing details of locked in shares
Sr. No.	Name of the shareholder

Sl. No.	Name of the shareholder	Number of locked in shares	Promoters / Promoter Group / Public
1	M/s. ....	.....	.....
	Total	.....	.....

File No.	Statement showing holding of Depository Receipts (DRs)
1	Type of outstanding DRs (ADRs, GDRs, SDRs)

Gr. No.	Type of outstanding DRs/DRs, all Rs, DRs	Number of outstanding DRs	Number of shares underlying outstanding DRs	Shares underlying outstanding DRs as a percentage of total number of shares (Grand Total (A)-(B)-(C)) indicated in statement at para (vi) above
1	DRs	0	0	0.00
2	Total	0	0	0.00

Statement showing holding of Depository Receipts (DRs), where underlying shares held by "Promoter/Promoter group" are in excess of 1% of the total number shares.

1	2	3	4	5	6	7	8	9	10	11	12	13	14	15	16	17	18	19	20	21	22	23	24	25	26	27	28	29	30	31	32	33	34	35	36	37	38	39	40	41	42	43	44	45	46	47	48	49	50	51	52	53	54	55	56	57	58	59	60	61	62	63	64	65	66	67	68	69	70	71	72	73	74	75	76	77	78	79	80	81	82	83	84	85	86	87	88	89	90	91	92	93	94	95	96	97	98	99	100
1	2	3	4	5	6	7	8	9	10	11	12	13	14	15	16	17	18	19	20	21	22	23	24	25	26	27	28	29	30	31	32	33	34	35	36	37	38	39	40	41	42	43	44	45	46	47	48	49	50	51	52	53	54	55	56	57	58	59	60	61	62	63	64	65	66	67	68	69	70	71	72	73	74	75	76	77	78	79	80	81	82	83	84	85	86	87	88	89	90	91	92	93	94	95	96	97	98	99	100

For BAMBINO AGRO INDUSTRIES LIMITED

C. DUŘKA PRASAD

**Vice President (LEGAL) & Company Secretary**

